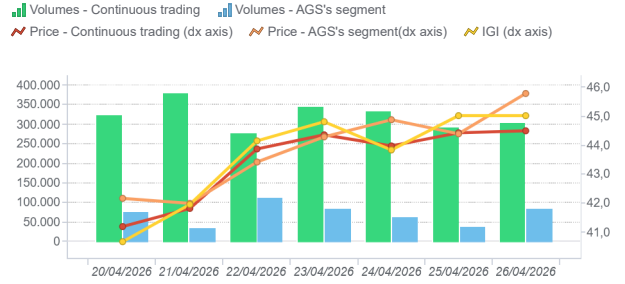


Day-Ahead Gas Market (MGP-GAS)

	Average price (€/MWh)	Change Price	Minimum price	Maximum price	Total Volumes (MWh)	Volumes change	Daily product	WE Product	WD Product
Continuous trading	43,62	-2,5%	39,99	46,73	2.246.040	-7,4%	1.723.200	522.720	120

	Average price (€/MWh)	Change price	Minimum price	Maximum price	Total Volumes (MWh)	Volumes change	Purchases SRG (MWh)	Sales SRG (MWh)
AGS's segment	43,85	-4,2%	42,00	45,79	482.376	5,7%	482.376	0

MGP - Volumes (MWh) and Price (€/MWh)

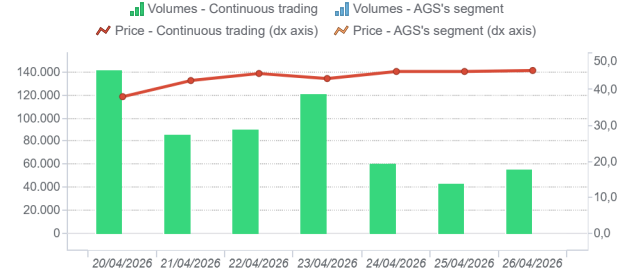


Intra-Day Gas Market (MI-GAS)

	Average price (€/MWh)	Change Price	Minimum price	Maximum price	Total Volumes (MWh)	Volumes change
Continuous trading	43,35	-1,4%	36,95	46,00	595.512	-19,5%

	Average price (€/MWh)	Change price	Minimum price	Maximum price	Total Volumes (MWh)	Volumes change	Purchases SRG (MWh)	Sales SRG (MWh)
AGS's segment	-	-	-	-	-	-	-	-

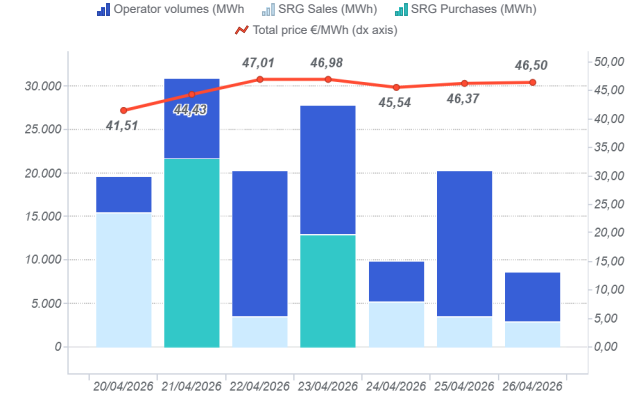
MI - Volumes (MWh) and Price (€/MWh)



Market for the trading of gas stored (MGS-GAS)

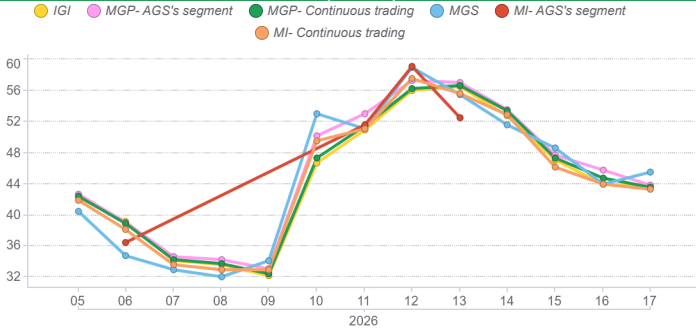
	16	17
Price €/MWh (1)		
Stogit	43,90	45,48
Stogit Adriatica		
Total	43,90	45,48
Volumes MWh		
Stogit	204.697	136.746
Stogit Adriatica	0	0
Totale	204.697	136.746
SRG. Activity MWh		
Purchases	54.966	34.428
Balancing (2)	54.966	34.428
Other purchases (3)		
Sales	27.159	29.868
Balancing (2)	27.159	29.868
Other purchases (3)		

Market for the trading of gas stored (MGS-GAS)

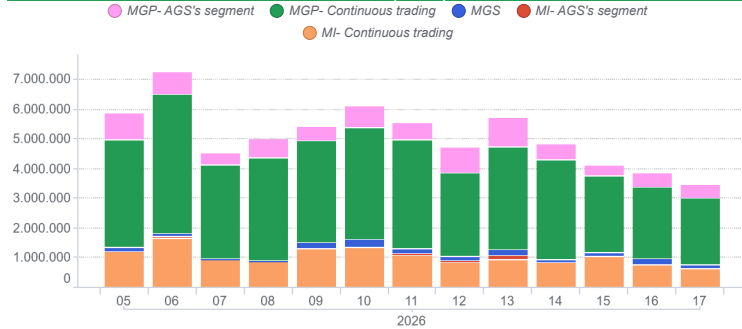


1) The Total price is calculated as a weighted average price for the total volumes exchanged in each storage system.
 2) To securely manage any expected deviations between overall network injections and withdrawals pursuant to Art. 2.5 of Annex A, AEEGSI's Resolution 312/2016/R/gas
 3) Stored gas trades by Snam Rete Gas (SRG) not included in "Balancing"

Prices (€/MWh)



Volumes (MWh)



Forward Gas Market (MT-GAS)

Prodotto	Minimum price (€/MWh)	Maximum price (€/MWh)	Check price*	Check price change (%)	Trades	Volumes (MWh/g)	OTC Registrations	OTC Volumes	Volumes Tot	Change %	Open position (MWh)*	Open position (MWh/g)*
BoM-2026-04			48,92	-3,0%	0,00	0,00	0,00	0,00	0,00	0,0%	0,00	0,00
M-2026-05			44,68	0,0%	0,00	0,00	0,00	0,00	0,00	0,0%	0,00	0,00
M-2026-06			46,97	0,0%	0,00	0,00	0,00	0,00	0,00	0,0%	0,00	0,00
M-2026-07			46,09	0,0%	0,00	0,00	0,00	0,00	0,00	0,0%	0,00	0,00
Q-2026-03			46,25	0,0%	0,00	0,00	0,00	0,00	0,00	0,0%	0,00	0,00
Q-2026-04			44,56	0,0%	0,00	0,00	0,00	0,00	0,00	0,0%	0,00	0,00
Q-2027-01			45,47	0,0%	0,00	0,00	0,00	0,00	0,00	0,0%	0,00	0,00
Q-2027-02			38,03	0,0%	0,00	0,00	0,00	0,00	0,00	0,0%	0,00	0,00
WS-2026/2027			46,15	0,0%	0,00	0,00	0,00	0,00	0,00	0,0%	0,00	0,00
CY-2027			38,67	0,0%	0,00	0,00	0,00	0,00	0,00	0,0%	0,00	0,00
SS-2027			37,47	0,0%	0,00	0,00	0,00	0,00	0,00	0,0%	0,00	0,00

*Referred to the last session of the week